

The Kia EV5



Movement that inspires



The Kia EV5. An effortless transition to the world of EVs.

A seamless union of contemporary flair and refreshing practicality, the Kia EV5 puts proven EV technology comfortably within reach. Bold yet pragmatic. Streamlined yet roomy. It's the perfect life partner for the modern world.





Technology at your fingertips.

Surrounded by clean lines, soothing mood lighting, and an uncluttered dashboard, EV5 owners will enjoy an intuitive and immersive driving experience thanks to the single, wide panoramic display and simple set of touch controls.



People-friendly space management.

The EV5 takes full advantage of the flat floor made possible by the EV platform to deliver ample space for a truly rewarding SUV experience. Seats now offer more support and features, while taking up less space.



2nd row full-flat folding

Fold and dive the seats and remove the extension board behind them for full-flat folding. The flat surface is ideal for loading cargo or serving as a bed when on outdoor adventures.



Bench-type front seat

The front passenger seat surface extends over the center console tray to the edge of the driver's seat, making for a more intimate, shared space. The center armrest flips down for an even more comfortable journey.



Relaxation massage seat

Feel less fatigued while driving with 4-way lumbar support and a leg rest. While parked, the relaxation massage feature uses six air cells to apply soothing pressure, with four different modes and three intensity settings.

Everything in its place.

The versatile cabin design gives you endless possibilities for stowing away items and ultimate convenience when resting or enjoying the outdoors. The layout is simple and clean, but a closer look reveals a surprising number of storage spaces and functional details.



Multi-purpose table

Pop the rear luggage shelf upward and it can be used as a picnic table, a privacy cover for objects stored below, a support for tall objects, or even a shelf to stack things on (max. 12 kg load).



Cargo space luggage hooks & storage bins

In the rear cargo area, multi-use hooks let you hang smaller hand luggage, or shopping bags that could otherwise roll or tip over. You can also conveniently stow away items in the storage spaces on the left and right sides of the cargo area.



Front trunk

The 67-liter front trunk can store several items discreetly out of view of vehicle occupants.



2nd row seat table

A fold-down table mounted on the back of the front seat lets the rear seat passengers snack, study, or be entertained while on the move. The table includes an iPad slot, and electronic devices can be charged using the USB port located on the seat molding.



Cooling & heated storage bin

Keep food warm and beverages cold in the practical cooling and heated storage drawer. Insulated from the ambient temperature, you can safely enjoy food and drink at their optimal temperatures even when you're far away from civilization.

Let inspiration determine the route.

With range of up to 400 km (Long range: 555 km), you can choose your route without the feeling of being tethered to charging stations. The EV5's abundant range will put you at ease, leaving you free to be inspired.

Battery

88kWh

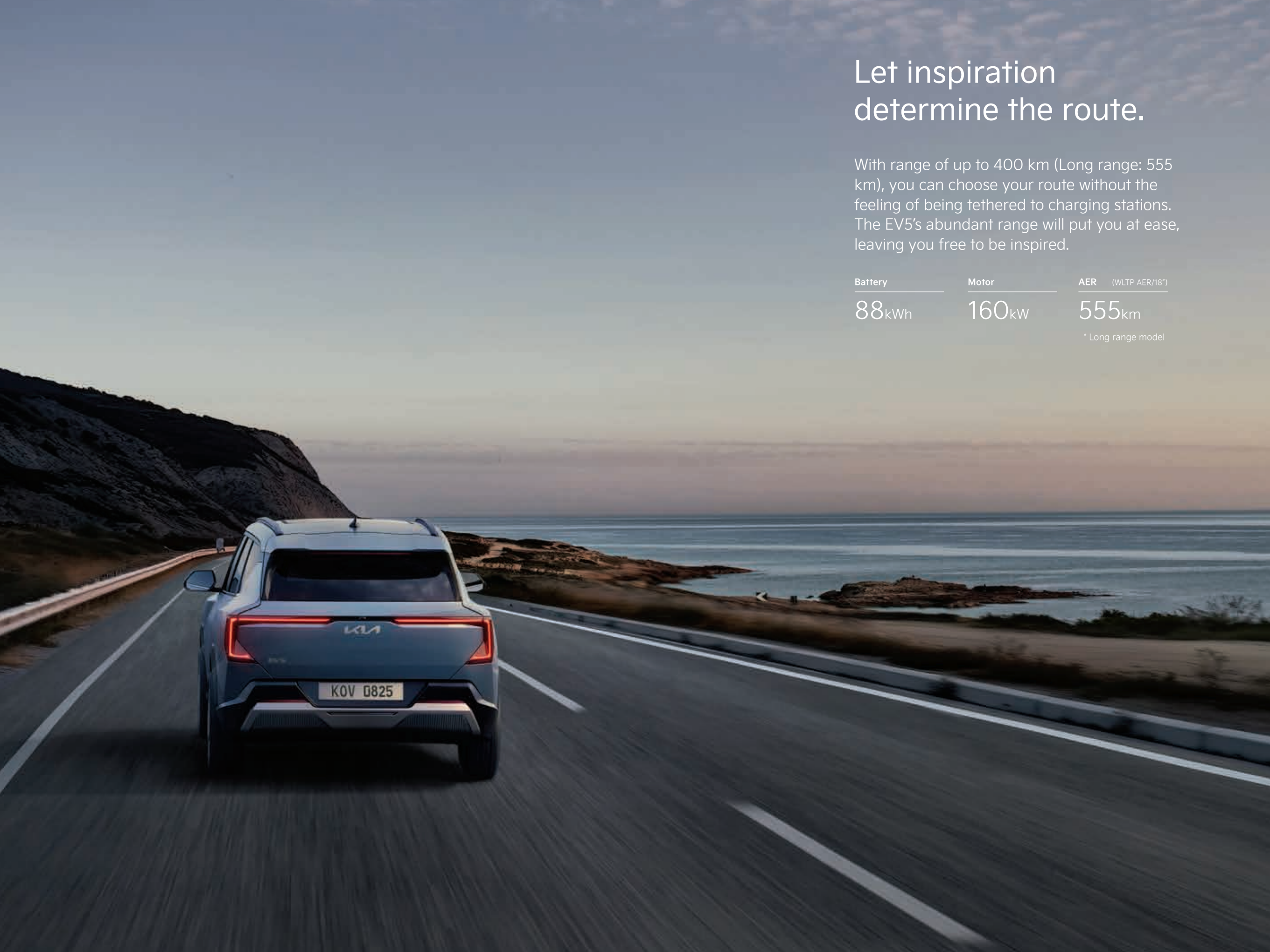
Motor

160kW

AER (WLTP AER/18*)

555km

* Long range model





Freedom to charge where you want.

The Kia EV5's fast multi-charging system is compatible with both 400V and 800V chargers, without the need for an additional adapter. This means more options for places to charge along the way to your destination. And the EV5's V2L capability gives you more ways to power all your accessories and devices even in remote locations.



Exterior V2L (Vehicle-to-Load) outlet

An external V2L gender adapter lets you power a range of electronic devices through the EV5's charging port. An indicator on the infotainment screen lets you know when the discharge will automatically stop according to the driver-set battery capacity needed for driving.



Interior V2L (Vehicle-to-Load) outlet

Power appliances like refrigerators and TVs, and charge phones and devices using the V2L outlet in the cargo area, without depleting the vehicle's battery.

Technology we can all live with.

It's reassuring to know that someone is always looking out for you. Kia's advanced driver assistance systems enhance safety and convenience while driving, as well as while parking.



Remote Smart Parking Assist 2 (RSPA 2) lets you park in or exit a parking spot as you stand outside the vehicle. Using sensor technology, RSPA 2 searches for parking spaces and automatically assists with steering, accelerating, decelerating, and shifting. It will also automatically brake if it senses an obstacle. The improved system now features parking line recognition and enhanced remote operation, while also supporting diagonal parking.



Forward Collision-Avoidance Assist 2 (FCA 2) monitors your surroundings and warns you if it detects a risk of collision with a vehicle, pedestrian or cyclist ahead. If the risk persists, or if a risk of collision with oncoming vehicles while turning left at an intersection is detected, FCA 2 automatically assists with emergency braking. It also warns if the risk of collision with a vehicle, a pedestrian, or a cyclist close to the front edge of the vehicle is detected and automatically assists with steering if the driver operates the steering wheel to avoid collision.



Smart Cruise Control (SCC) helps you maintain a safe distance from the vehicle ahead at the speed you set. If the vehicle ahead stops abruptly, the EV5 automatically stops and then resumes acceleration. After a longer pause, pressing the accelerator pedal or the +/- switch will start the vehicle moving forward again.



Lane Following Assist (LFA) helps you center the vehicle in the lane while driving by using the front view camera to help guide the steering based on lane markings or the car ahead.



More dynamic. More refined. The Kia EV5 GT-Line.

The EV5 GT-Line adds premium sensibility to an already brawny design. Aggressive front and rear bumpers are accentuated by rectangular ports. A center position light runs across the front hood line. Black and gun-metal side garnish, a gloss black rear spoiler, and larger wheels all complement the sportiness of the dynamic GT-Line.



Rear design



GT-Line steering wheel / Metal pedals

Choices for the long haul.

Select a combination of unique colors, textures, and features to give your EV5 a character all its own.



Smoky Black



Human Gray



Column-type electronic shift lever



Nougat Beige



Marine Navy



Wireless charging tray



Touch buttons



Premium sound system



Panoramic sunroof



Seat warming and cooling ventilation



Smart power tailgate



GT-Line

Wheels



18" Alloy wheel



19" Alloy wheel



20" Alloy wheel
(GT-Line exclusive)

Gloss Colors

Snow White Pearl (SWP)

Clear White (UD)

Shale Grey (EBD)

Starry Night Black (NNB)

Magma Red (OVR)

Frost Blue (EBB)

Tide Blue (OVA)

Ivory Silver (ISG)

Iceberg Green (IEG)

Matte Colors

Ivory Silver (ISM)

Iceberg Green (IEB)

Two-tone Colors (GT-Line exclusive)

Starry Night Black (NNB)

Starry Night Black (NNB)

Starry Night Black (NNB)

Starry Night Black (NNB)

Snow White Pearl (SWP)

Shale Grey (EBD)

Frost Blue (EBB)

Magma Red (OVR)

Starry Night Black (NNB)

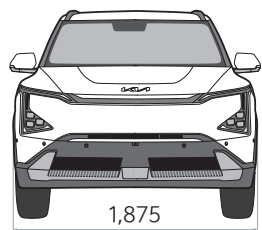
Starry Night Black (NNB)

Ivory Silver (ISG)

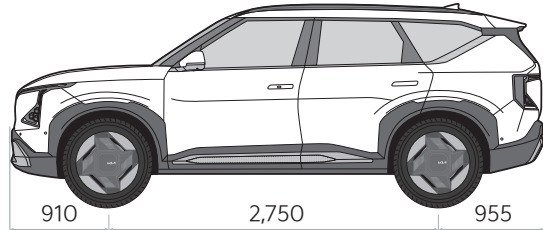
Iceberg Green (IEG)

Dimensions (mm)

Base model



1,875




910

2,750


955

4,615

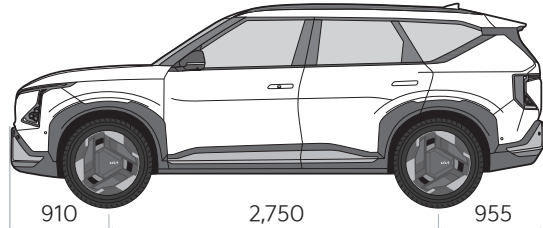


1,715

GT-Line



1,875




910

2,750

955

4,615



1,715

The EV awakening happens in each of us.
Move forward along life's journey with renewed confidence.

The Kia EV5.



Movement that inspires

At Kia, we believe movement inspires ideas. Great ideas come to you when you're on the move. Whether you're walking, traveling on a train or driving. It's why we create the spaces and the time you need to bring ideas to life.

All information, illustrations and specifications are accurate at the time of printing and are subject to change without notice. The models and specifications shown in this brochure may vary from those available in your market. Contact your local Kia dealer for current information and full warranty details including terms and conditions.

Driving range is determined according to the standardized EU measurement procedure (WLTP). The individual driving style and other factors, such as speed, outside temperature, topography and the use of electricity-consuming devices, have an influence on the real-life range and can possibly reduce it.

2405-JNS-GE-LHD



Movement that inspires