

The Kia PV5



Movement that inspires



Ground of Innovation The Kia PV5

Dare to dream beyond limits, riding on a foundation of seamless innovation. The PV5 combines smart software and multi-purpose hardware to transform every step of your journey, in business and in daily life.



[Go to PV5 Passenger >](#)



[Go to PV5 Cargo >](#)

Gallery_Passenger



☰ Gallery_Passenger



☰ Gallery_Passenger



Gallery_Passenger



Exterior_Passenger



The New Look of Human Mobility

With refined geometry and a low beltline that maximizes visibility, the PV5 Passenger gives fresh meaning to group transport. While the cabin is high-tech, its rugged black cladding and tough, SUV-inspired lower body give it a go-anywhere attitude.

Exterior_Passenger



The New Look of Human Mobility

With refined geometry and a low beltline that maximizes visibility, the PV5 Passenger gives fresh meaning to group transport. While the cabin is high-tech, its rugged black cladding and tough, SUV-inspired lower body give it a go-anywhere attitude.



Smart power tailgate

Exterior_Passenger



The New Look of Human Mobility

With refined geometry and a low beltline that maximizes visibility, the PV5 Passenger gives fresh meaning to group transport. While the cabin is high-tech, its rugged black cladding and tough, SUV-inspired lower body give it a go-anywhere attitude.



Flush glass-type with a Sliding window

Close


Open

Exterior_Passenger



The New Look of Human Mobility

With refined geometry and a low beltline that maximizes visibility, the PV5 Passenger gives fresh meaning to group transport. While the cabin is high-tech, its rugged black cladding and tough, SUV-inspired lower body give it a go-anywhere attitude.



Wide-open power sliding door



The image shows the interior of a Kia PV5 Passenger van from a driver's perspective. The dashboard is dark grey with a large central touchscreen displaying navigation and vehicle information. The steering wheel is black with the Kia logo and 'ARRIVAG' branding. The seats are upholstered in brown leather with a perforated pattern. The interior is well-lit, and the windows provide a clear view of the road ahead.

Interior_Passenger


A Sculpted Space for Focus and Control

Low-mounted windows and smartly placed storage spaces offer a clearer view in every direction. The geometrically refined PV5 Passenger interior prioritizes everyone's comfort—and keeps the driver's attention where it matters.




Upper tray






Bottom tray and scuff tray





Center tray





Console tray

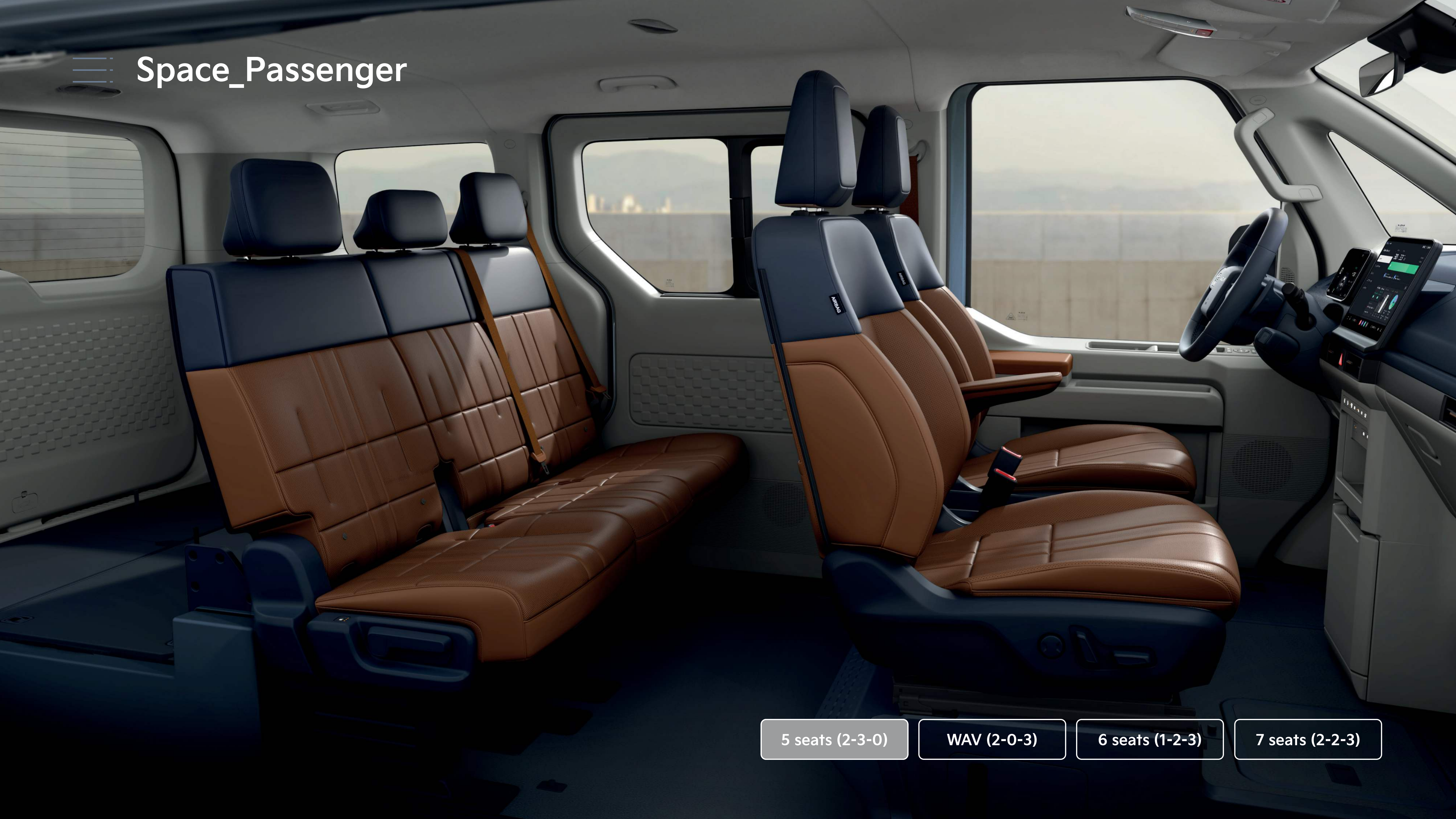




Door tray and door bottle holder



☰ Space_Passenger



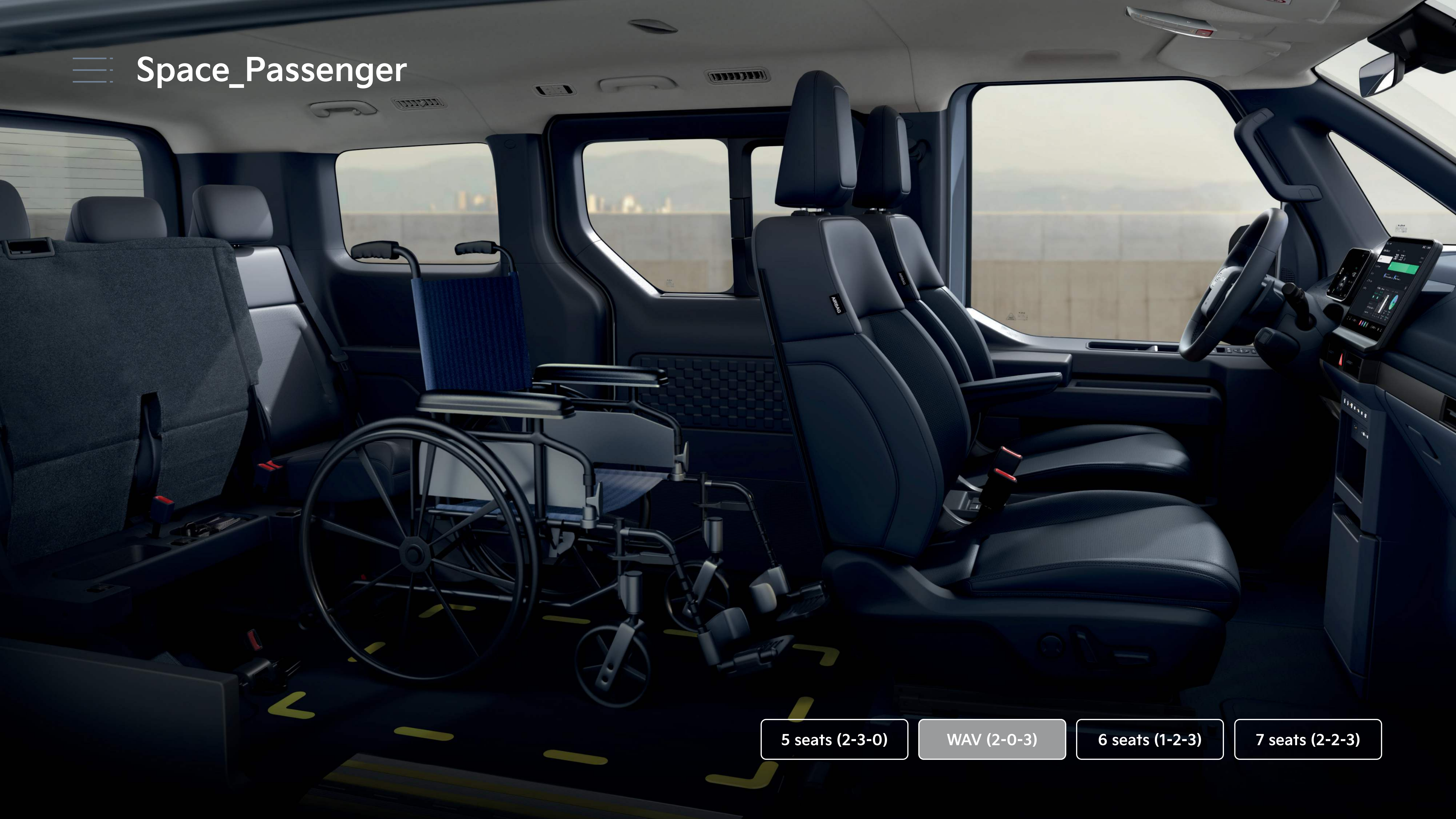
5 seats (2-3-0)

WAV (2-0-3)

6 seats (1-2-3)

7 seats (2-2-3)

☰ Space_Passenger



5 seats (2-3-0)

WAV (2-0-3)

6 seats (1-2-3)

7 seats (2-2-3)



Spacious luggage capacity

Luggage tray

2nd row fold-and-dive seats





Spacious luggage capacity

Luggage tray


2nd row fold-and-dive seats





1st row assist grip handles & Side steps
Sturdy assist grips and convenient side steps provide easier entry and exit for the driver and front passenger.






Spacious luggage capacity

Luggage tray

2nd row fold-and-dive seats





Reclining seats

With a wide, open second row space and reclining seats, every passenger enjoys a relaxing and comfortable ride.





2nd row entry-and-exit handles & low side-step height

A rear grip handle and low side-step height ensure safe, easy access for second row passengers.





1st row seatback C-type USB port

A USB-C port on the front seatback lets you charge your devices with ease.






Interior V2L outlet


A 220V power outlet located in the center console allows convenient use of various electronic devices inside the vehicle.





1st row assist grip handles & side steps
Sturdy assist grips and convenient side steps provide easier entry and exit for the driver and front passenger.





Life with the PV5 Passenger



Family




Leisure



Kids



Business



Life with the PV5 Passenger



Family



Leisure




Kids



Business





Life with the PV5 Passenger



Family




Leisure



Kids



Business




Life with the PV5 Passenger

Family

Leisure

Kids

Business



Life with the PV5 Passenger





Gallery_Cargo




Gallery_Cargo



Gallery_Cargo





Gallery_Cargo



☰ Exterior_Cargo



Maximum space. Minimum effort.

The Kia PV5 Cargo redefines commercial vehicle design with everyday practicality. The boxy profile uses space more efficiently, both vertically and horizontally. Fast-access features, like dual swing-out tailgate doors and a clean rear design, ensure easy loading and a modern, open feel.

☰ Exterior_Cargo



Maximum space. Minimum effort.

The Kia PV5 Cargo redefines commercial vehicle design with everyday practicality. The boxy profile uses space more efficiently, both vertically and horizontally. Fast-access features, like dual swing-out tailgate doors and a clean rear design, ensure easy loading and a modern, open feel.




180° full twin swing tailgate

☰ Exterior_Cargo




Maximum space. Minimum effort.

The Kia PV5 Cargo redefines commercial vehicle design with everyday practicality. The boxy profile uses space more efficiently, both vertically and horizontally. Fast-access features, like dual swing-out tailgate doors and a clean rear design, ensure easy loading and a modern, open feel.



Manual sliding door



7th St


7th St

Interior_Cargo



A Cargo Driver's Dream Space


The unique vertical and horizontal interior layout of the PV5 Cargo sets it apart. The driver space design is clean and composed. An extremely low beltline creates expansive visibility. Storage spaces and trim contours minimize clutter. Every element is built for seamless efficiency and comfort.



7.5-inch cluster

The digital cluster displays speed, range, charging status, and energy flow in real time. Its clear graphics ensure key performance data and safety alerts are always easy to see.





12.9-inch wide screen display


Enjoy a state-of-the-art infotainment system with the widest display in its class, powered by Android Automotive Operating System. It also supports OTA updates so you can stay up to date with the latest features and enhancements.

※ Kia Connect OTA feature availability may vary depending on vehicle specifications/trim and region.




≡≡≡ Space_Cargo





1,520mm



Dimensions

Cargo room height


Cargo room width

Cargo room length

Loadspace behind bulkhead

Load height





Dimensions

Cargo room height


Cargo room width

Cargo room length

Loadspace behind bulkhead

Load height





Dimensions

Cargo room height

Cargo room width

Cargo room length

Loadspace behind bulkhead

Load height





Dimensions

Cargo room height


Cargo room width

Cargo room length

Loadspace behind bulkhead

Load height





419mm

Dimensions

Cargo room height

Cargo room width

Cargo room length

Loadspace behind bulkhead

Load height





L-track mounting system

Secure any non-uniform cargo that is prone to falling over using the 8 lashing points and the L-Track on the bulkhead.

※ The L-track mounting system is a DIY interior fitment kit that users install themselves.





Cargo-space LED interior lights

Bright LED lighting in the cargo area enhances visibility for safer and easier loading, even in dark conditions.






Interior V2L outlet

Vehicle-to-Load (V2L) uses the EV battery to power external devices and more, allowing customers to access electricity inside the PV5 Cargo whenever they need it.





Life with the PV5 Cargo

Delivery

Workshop

Pop-up store

Technician



Life with the PV5 Cargo

Delivery

Workshop

Pop-up store

Technician



Life with the PV5 Cargo

Delivery

Workshop

Pop-up store

Technician



Life with the PV5 Cargo



Delivery



Workshop




Pop-up store



Technician





Life with the PV5 Cargo



Delivery



Workshop



Pop-up store



Technician

☰ Convenience



Kia AddGear

< Click for detailed view

Convenience



Driver's side crashpad



Floor console



Luggage trim



3rd row headliner

Kia AddGear

[Click for detailed view](#)

AddGear hardware is strategically placed—beside the driver seat, behind the floor console, near the third row assist handle, and on the luggage side trim—allowing customization with functional items like phone holders, cup holders, hangers, and cargo nets to suit users' needs.

※ Feature availability may vary depending on vehicle specifications/trim and region.

Convenience



Walk away lock



Click for detailed view

Hands on/off detection

When the engine is off and the smart key moves beyond a set range, the vehicle automatically locks the doors.

※ Feature availability may vary depending on vehicle specifications/trim and region.

☰ Convenience



Walk away lock



Click for detailed view

Hands on/off detection

A sensor detects the driver's grip by sensing contact with the steering wheel, enabling a more comfortable and intuitive driving experience.

※ Feature availability may vary depending on vehicle specifications/trim and region.

Performance



Performance



Click for detailed view

Passenger

Cargo

AER (WLTP / 16" wheels)

412 km

Motor

120 kW

Battery

71.2 kWh

※ All-electric range (AER) is for long-range model with 71.2kWh battery (WLTP-estimated). All figures are pre-release development targets. AER may vary depending on various factors including weather conditions and driving style.

Performance



Click for detailed view

Passenger

Cargo

AER (WLTP / 16" wheels)

416 km

Motor

120 kW

Battery

71.2 kWh

※ All-electric range (AER) is for long-range model with 71.2kWh battery (WLTP-estimated). All figures are pre-release development targets. AER may vary depending on various factors including weather conditions and driving style.

☰ Charging

Click for detailed view



Fast charging

Exterior V2L outlet



☰ Charging

Click for detailed view



Fast charging

Exterior V2L outlet

Enjoy fast and convenient charging. The Kia PV5 is compatible with either 400V or 800V chargers. There's no need for an adapter.

※ Charging times will vary depending on a variety of factors, including ambient temperature, charger type, battery condition, and initial state of charge.



☰ Charging

Click for detailed view

Fast charging

Exterior V2L outlet

An external V2L gender adapter lets you power a range of devices through the charging port, just like using your house current. An indicator on the infotainment screen lets you know when the discharge will automatically stop according to the driver-set battery capacity needed for driving.

※ Electricity supply of the V2L function may vary by country due to the difference in home voltages and the condition of electronic devices.



☰ Safety

Kia's advanced driver assistance systems enhance safety and convenience while driving, as well as while parking.



Smart Cruise Control

SCC helps you drive at a preset speed while maintaining a safe distance from the vehicle ahead. It automatically brings the PV5 to a stop then proceeds again when the vehicle ahead accelerates. If the stop is extended, you may need to press the accelerator pedal. When equipped with the Emergency Stop function and Lane Following Assist 2 (LFA2) is simultaneously activated, the vehicle stops in the lane and emits a warning if the driver does not steer or look forward continuously.



Blind-Spot Collision-Avoidance Assist

BCA warns you if there is a risk of collision with a rear side vehicle in the blind-spot while changing lanes. When forward exiting a parallel-parking spot, if there is a risk of collision with a vehicle approaching from behind, it automatically assists with emergency braking.

※ Features may vary depending on region or vehicle specifications. Please refer to the owner's manual for detailed information.

☰ Safety

Kia's advanced driver assistance systems enhance safety and convenience while driving, as well as while parking.



Forward Collision-Avoidance Assist

FCA warns if the preceding vehicle suddenly slows down or if a collision risk with a vehicle, pedestrian, or cyclist is detected. FCA automatically assists with braking if the risk of collision increases after warning. It also warns if the left turn signal switch is activated at an intersection and the risk of collision with an oncoming vehicle from an adjacent lane is detected while turning left. It automatically assists with braking if the risk of collision increases after warning.



Parking Distance Warning

PDW uses ultrasonic sensors to detect obstacles at low speeds, assisting with parking via audio-visual alerts. It automatically activates in reverse or can be turned on via the parking safety button.

※ Features may vary depending on region or vehicle specifications. Please refer to the owner's manual for detailed information.

☰ Safety

Kia's advanced driver assistance systems enhance safety and convenience while driving, as well as while parking.



Lane Following Assist 2

LFA 2 helps center the vehicle in the lane. Steering control has been improved and a Hands-On Detection (HOD) sensor can determine whether the driver is holding the steering wheel for optimal system performance.



Surround View Monitor

For safe parking, SVM displays images of the situation around the vehicle using various views. Synthesized images from four wide-view cameras show the surrounding area in various view modes. The 360° 3D view is adjustable and the system includes a feature that sends the surrounding view to a smartphone.

※ Features may vary depending on region or vehicle specifications. Please refer to the owner's manual for detailed information.

≡ Features



LED headlamps



LED rear combination lamps



Wireless OTA update



i-Pedal 3.0



Column-type electronic shift lever



100W C-type USB ports



Wireless charging tray



Footrest

Exterior colors

Passenger

Cargo



16-inch steel wheels



16-inch alloy wheels

Clear White (UD)	Snow White Pearl (SWP)	Steel Gray (KLG)	Aurora Black Pearl (ABP)	Cityscape Green (CGE)
Runway Red (CR5)	Soft Mint (SML)	Lakehouse Gray (LHG)	Frost Blue (EBB)	

Exterior colors

Passenger

Cargo



16-inch steel wheels



16-inch alloy wheels

Clear White (UD)	Snow White Pearl (SWP)	Steel Gray (KLG)	Aurora Black Pearl (ABP)	Cityscape Green (CGE)
Runway Red (CR5)	Soft Mint (SML)	Lakehouse Gray (LHG)	Frost Blue (EBB)	

Exterior colors

Passenger

Cargo



16-inch steel wheels



16-inch alloy wheels

Clear White (UD)	Snow White Pearl (SWP)	Steel Gray (KLG)	Aurora Black Pearl (ABP)	Cityscape Green (CGE)
Runway Red (CR5)	Soft Mint (SML)	Lakehouse Gray (LHG)	Frost Blue (EBB)	

Exterior colors

Passenger

Cargo



16-inch steel wheels



16-inch alloy wheels

Clear White (UD)

Snow White Pearl (SWP)

Steel Gray (KLG)

Aurora Black Pearl (ABP)

Cityscape Green (CGE)

Runway Red (CR5)

Soft Mint (SML)

Lakehouse Gray (LHG)

Frost Blue (EBB)

Exterior colors

Passenger

Cargo



16-inch steel wheels



16-inch alloy wheels

Clear White (UD)	Snow White Pearl (SWP)	Steel Gray (KLG)	Aurora Black Pearl (ABP)	Cityscape Green (CGE)
Runway Red (CR5)	Soft Mint (SML)	Lakehouse Gray (LHG)	Frost Blue (EBB)	

Exterior colors

Passenger

Cargo



16-inch steel wheels



16-inch alloy wheels

Clear White (UD)	Snow White Pearl (SWP)	Steel Gray (KLG)	Aurora Black Pearl (ABP)	Cityscape Green (CGE)
Runway Red (CR5)	Soft Mint (SML)	Lakehouse Gray (LHG)	Frost Blue (EBB)	

Exterior colors

Passenger

Cargo



16-inch steel wheels



16-inch alloy wheels

Clear White (UD)	Snow White Pearl (SWP)	Steel Gray (KLG)	Aurora Black Pearl (ABP)	Cityscape Green (CGE)
Runway Red (CR5)	Soft Mint (SML)	Lakehouse Gray (LHG)	Frost Blue (EBB)	

Exterior colors

Passenger

Cargo



16-inch steel wheels



16-inch alloy wheels

Clear White (UD)	Snow White Pearl (SWP)	Steel Gray (KLG)	Aurora Black Pearl (ABP)	Cityscape Green (CGE)
Runway Red (CR5)	Soft Mint (SML)	Lakehouse Gray (LHG)	Frost Blue (EBB)	

Exterior colors

Passenger

Cargo



16-inch steel wheels



16-inch alloy wheels

Clear White (UD)	Snow White Pearl (SWP)	Steel Gray (KLG)	Aurora Black Pearl (ABP)	Cityscape Green (CGE)
Runway Red (CR5)	Soft Mint (SML)	Lakehouse Gray (LHG)	Frost Blue (EBB)	

Exterior colors

Passenger

Cargo



16-inch steel wheels



16-inch alloy wheels

Clear White (UD)

Snow White Pearl (SWP)

Steel Gray (KLG)

Aurora Black Pearl (ABP)

Cityscape Green (CGE)

Soft Mint (SML)

Exterior colors

Passenger

Cargo



16-inch steel wheels



16-inch alloy wheels

Clear White (UD)

Snow White Pearl (SWP)

Steel Gray (KLG)

Aurora Black Pearl (ABP)

Cityscape Green (CGE)

Soft Mint (SML)

Exterior colors

Passenger

Cargo



16-inch steel wheels



16-inch alloy wheels

Clear White (UD)

Snow White Pearl (SWP)

Steel Gray (KLG)

Aurora Black Pearl (ABP)

Cityscape Green (CGE)

Soft Mint (SML)

Exterior colors

Passenger

Cargo



16-inch steel wheels



16-inch alloy wheels

Clear White (UD)

Snow White Pearl (SWP)

Steel Gray (KLG)

Aurora Black Pearl (ABP)

Cityscape Green (CGE)

Soft Mint (SML)

Exterior colors

Passenger

Cargo



16-inch steel wheels



16-inch alloy wheels

Clear White (UD)

Snow White Pearl (SWP)

Steel Gray (KLG)

Aurora Black Pearl (ABP)

Cityscape Green (CGE)

Soft Mint (SML)

Exterior colors

Passenger

Cargo



16-inch steel wheels



16-inch alloy wheels

Clear White (UD)

Snow White Pearl (SWP)

Steel Gray (KLG)

Aurora Black Pearl (ABP)

Cityscape Green (CGE)

Soft Mint (SML)

Interior colors

Passenger

Cargo



Combination cloth and bio-based polyurethane artificial leather seats

Deep Navy



Terracotta Brown



Light Human Grey



Interior colors

Passenger

Cargo



Bio-based polyurethane artificial leather seats

Deep Navy



Terracotta Brown



Light Human Grey



Interior colors

Passenger

Cargo



Bio-based polyurethane artificial leather seats

Deep Navy



Terracotta Brown



Light Human Grey



Interior colors

Passenger

Cargo



Combination cloth and bio-based polyurethane artificial leather seats

Deep Navy



Interior colors

Passenger

Cargo



Cloth seats

Deep Navy



☰: Dimensions (mm) & Specifications

Passenger

Cargo



* 5 seater (2-3-0)

Headroom	1st / 2nd	1,020 / 1,076
Legroom	1st / 2nd	1,041 / 995
Shoulder room	1st / 2nd	1,732 / 1,617
Luggage space	Length	1,311
	Width (Wheel house/Side trim)	1,300 / 1,524
	Height	767
Load height		633

High-voltage Li-ion Battery Pack (kWh)	Standard	51.5
	Long-range	71.2
Electric Motor (Power/Torque)	Standard	89.4 kW / 250 Nm
	Long-range	120 kW / 250 Nm
2 nd row side-step height		399
Luggage volume (ℓ, VDA)		1,330

☰ Dimensions (mm) & Specifications

Passenger

Cargo




* Cargo_Long

Cargo room	Length	2,255	High-voltage Li-ion Battery Pack (kWh)	Economy	43.3
	Width (Panel/Trim)	1,330 / 1,565		Standard	51.5
	Height	1,520		Long-range	71.2
Load height		419	Electric Motor (Power/Torque)	Economy	110.8 kW / 250 Nm
Luggage volume (ℓ, VDA)		4,420		Standard	89.4 kW / 250 Nm
				Long-range	120 kW / 250 Nm







Your business made easy.
The Kia PV5.



Design

Passenger

Gallery

Exterior

Interior

Cargo

Gallery

Exterior

Interior

Convenience

Performance

Charging

Safety

Trim & Colors

Dimensions

Download PDF

worldwide.kia.com/int/pv5



linkedin.com/company/kia-pbv



Movement that inspires



We believe movement inspires ideas. Great ideas come to you when you're on the move. That is why we at Kia create the space for you to get inspired and more time to bring your ideas to life.

All information, illustrations and specifications are accurate at the time of printing and are subject to change without notice.

The models and specifications shown in this catalogue may vary from those available in your market.

Contact your local Kia dealer for current information and full warranty details including terms and conditions.

Driving range is determined according to the standardized EU measurement procedure (WLTP). The individual driving style and other factors, such as speed, outside temperature, topography and the use of electricity-consuming devices, have an influence on the real-life range and can possibly reduce it.



Movement that inspires